

ADAC TCR Germany

Result List Free Practice 1



Provisional

DMSB Reg. Nr.: DMSB 110/18

Friday, April 27, 2018 9:00:00

Autodrom Most, Length: 4212m

Air temperature: 14.19°C

Track temperature: 10.54°C

Weather condition: Dry

started : 26 classified : 26 not classified : 0

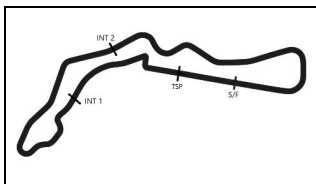
Nr.	Drivers	Team	Lap	Best Time	Gap	Diff	Kph	Day Time
Cl.	Car	Competitor						
1	19 M.Hesse (DEU) R Audi RS 3 LMS TCR	PROsport Performance Prosport Performance GmbH	7	1:40.991			150.1	9:14:41
2	44 S.Kaibach (DEU) Audi RS 3 LMS TCR	PROsport Performance Prosport Performance GmbH	7	1:41.199	0.208	0.208	149.8	9:19:41
3	77 J.Häußermann (DEU) R VW Golf GTI TCR 2018	Team Engstler Germany LIQUI MOLY Team Engstler	8	1:41.269	0.278	0.070	149.7	9:18:15
4	29 J.Kuusiniemi (FIN) VW Golf GTI TCR 2018	Positione Motorsport Positione Motorsport	7	1:41.400	0.409	0.131	149.5	9:17:49
5	8 L.Engstler (DEU) VW Golf GTI TCR 2018	Liqui Moly Team Engstler LIQUI MOLY Team Engstler	9	1:41.528	0.537	0.128	149.3	9:18:37
6	53 M.Halder (DEU) R Cupra Leon TCR	Profi-Car Team Halder Profi-Car Team Halder	8	1:41.614	0.623	0.086	149.2	9:13:59
7	22 H.Proczyk (AUT) Opel Astra TCR	HP Racing International HP Racing International	11	1:41.718	0.727	0.104	149.0	9:24:16
8	17 J.Preisig (CHE) Opel Astra TCR	Steibel Motorsport AMC-Burgau e.V.	7	1:41.757	0.766	0.039	149.0	9:13:51
9	54 S.Reicher (AUT) Audi RS 3 LMS TCR	YACO Racing YACO Racing	8	1:41.779	0.788	0.022	148.9	9:20:46
10	30 A.Buri (FIN) Audi RS 3 LMS TCR	LMS Racing LMS Racing	6	1:41.869	0.878	0.090	148.8	9:15:32
11	39 F.Thoma (CHE) VW Golf GTI TCR 2018	Team Engstler Europe LIQUI MOLY Team Engstler	7	1:41.876	0.885	0.007	148.8	9:15:12
12	3 K.Jordan (DEU) VW Golf GTI TCR 2018	Team Engstler Germany LIQUI MOLY Team Engstler	7	1:42.035	1.044	0.159	148.6	9:16:44
13	88 D.Fugel (DEU) Honda Civic TCR 2018	Team Honda ADAC Sachsen ADAC Sachsen e.V.	6	1:42.118	1.127	0.083	148.4	9:11:20
14	2 P.Fulin (CZE) Cupra Leon TCR	Fullin Race Academy Fullin Race Academy	6	1:42.249	1.258	0.131	148.2	9:15:31
15	11 L.Wankmüller (DEU) R Opel Astra TCR	HP Racing International HP Racing International	11	1:42.282	1.291	0.033	148.2	9:25:46
16	42 L.Niedertscheider (AUT) Peugeot 308 TCR	Niedertscheider Motorsport Team Niedertscheider Motorsport Team	7	1:42.417	1.426	0.135	148.0	9:16:04
17	27 T.Coicaud (FRA) VW Golf GTI TCR 2018	Liqui Moly Team Engstler LIQUI MOLY Team Engstler	6	1:42.469	1.478	0.052	147.9	9:15:58
18	60 L.Prattes (DEU) R Cupra Leon TCR	TOPCAR Sport TOPCAR Sport	7	1:42.553	1.562	0.084	147.8	9:13:05
19	55 M.Fugel (DEU) R Honda Civic TCR 2017	Profi-Car Team Halder Profi-Car Team Halder	5	1:42.732	1.741	0.179	147.5	9:10:34
20	14 N.Langeveld (NLD) Audi RS 3 LMS TCR	Racing One Racing One	7	1:42.873	1.882	0.141	147.3	9:25:45
21	10 B.Leuchter (DEU) VW Golf GTI TCR 2018	Max Kruse Racing Max Kruse Racing	7	1:42.903	1.912	0.030	147.3	9:14:56
22	7 M.Halder (DEU) Honda Civic TCR 2018	Team Honda ADAC Sachsen ADAC Sachsen e.V.	3	1:43.188	2.197	0.285	146.9	9:24:55
23	6 O.Holdener (CHE) Cupra Leon TCR	Wolf-Power Racing Wolf-Power Racing	7	1:43.786	2.795	0.598	146.1	9:14:46
24	23 S.Steibel (DEU) VW Golf GTI TCR 2016	Steibel Motorsport AMC-Burgau e.V.	8	1:43.871	2.880	0.085	145.9	9:16:14
25	99 M.Sandberg (NLD) Audi RS 3 LMS TCR	Racing One Racing One	10	1:44.154	3.163	0.283	145.5	9:22:04
26	33 J.Reynolds (CHE) Cupra Leon TCR	TOPCAR Sport TOPCAR Sport	10	1:45.179	4.188	1.025	144.1	9:23:57

ver: 1.0

www.adac.de/motorsport

Page 1 / 2 printed: 27.4.2018 9:27





ADAC TCR Germany

Result List Free Practice 1

Provisional



Autodrom Most, Length: 4212m

Air temperature: 14.19°C

Track temperature: 10.54°C

Weather condition: Dry

DMSB Reg. Nr.: DMSB 110/18

Friday, April 27, 2018 9:00:00

started : 26 classified : 26 not classified : 0

Nr. Drivers	Team	Lap	Best Time	Gap	Diff	Kph	Day Time
Cl. Car	Competitor						

Following race director decision no. cancellation of the relevant lap time because for car no. 27

Subject to final scrutineering!

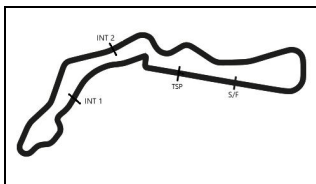
Publication time:	Clerk of the Course: Michal Marek	Timekeeper: Steffen Ruhl
-------------------	-----------------------------------	--------------------------

ver: 1.0

www.adac.de/motorsport

Page 2/ 2 printed: 27.4.2018 9:27





ADAC TCR Germany

Class Result List Free Practice 1



Provisional

Autodrom Most, Length: 4212m

Air temperature: 14.19°C

Track temperature: 10.54°C

Weather condition: Dry

DMSB Reg. Nr.: DMSB 110/18

Friday, April 27, 2018 9:00:00

started : 26 classified : 26 not classified : 0

Nr.	Drivers	Team	Lap	Best Time	Gap	Diff	Kph	Day Time
	Car	Competitor						

CLASS: Honda Rookie Challenge

Started: 6 Classified: 6 Not Classified: 0

1	19	M.Hesse(DEU) Audi RS 3 LMS TCR	PROsport Performance Prosport Performance GmbH	7	1:40.991		150.1	9:14:41
2	77	J.Häußermann(DEU) VW Golf GTI TCR 2018	Team Engstler Germany LIQUI MOLY Team Engstler	8	1:41.269	0.278	0.278	149.7
3	53	M.Halder(DEU) Cupra Leon TCR	Profi-Car Team Halder Profi-Car Team Halder	8	1:41.614	0.623	0.345	149.2
4	11	L.Wankmüller(DEU) Opel Astra TCR	HP Racing International HP Racing International	11	1:42.282	1.291	0.668	148.2
5	60	L.Prattes(DEU) Cupra Leon TCR	TOPCAR Sport TOPCAR Sport	7	1:42.553	1.562	0.271	147.8
6	55	M.Fugel(DEU) Honda Civic TCR 2017	Profi-Car Team Halder Profi-Car Team Halder	5	1:42.732	1.741	0.179	147.5

Following race director decision no. cancellation of the relevant lap time because for car no. 27

Subject to final scrutineering!

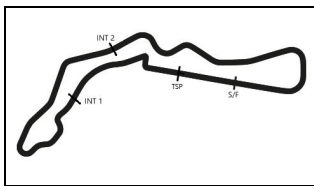
Publication time:	Clerk of the Course: Michal Marek	Timekeeper: Steffen Ruhl
-------------------	-----------------------------------	--------------------------

ver: 1.0

www.adac.de/motorsport

Page 1/ 1 printed: 27.4.2018 9:27





ADAC TCR Germany



Sector List Free Practice 1

Provisional

Autodrom Most, Length: 4212m

Air temperature: 14.19°C

Track temperature: 10.54°C

Weather condition: Dry

DMSB Reg. Nr.: DMSB 110/18

Friday, April 27, 2018 9:00:00

Lap	Time	SE1	SP1	SE2	SP2	SE3	SP3	TSP	Lap	Time	SE1	SP1	SE2	SP2	SE3	SP3	TSP
2 Fulin, CZE									theoretical besttime: 1:42.151								
1	5:21.287					5:21.287			7	1:43.908	26.691	198	35.913	192	41.304	195	221
2	2:46.199	57.029	122	50.655	98	58.515	144		8	1:42.485	26.537	198	35.037	197	40.911	196	222
3	2:14.732	36.582	147	47.566	151	50.584	194	156	9	1:43.308	27.207	200	34.892	197	41.209	195	223
4	1:43.950	27.637	197	35.337	195	40.976	194	222	10	1:43.019	26.802	200	35.004	197	41.213	194	223
5	1:42.541	26.622	198	35.015	194	40.904	196	222	11	1:43.369	26.643	200	35.246	194	41.480	197	224
6	1:42.249	26.533	199	34.990	194	40.726	195	220	12	2:33.295	30.227	161	41.249	166	1:21.819		217

3 Jordan, DEU									theoretical besttime: 1:41.916								
1	2:22.100	53.838	130	41.796	160	46.466	188		7	1:42.035	26.408	199	34.841	194	40.786	194	220
2	1:50.171	28.547	177	37.932	180	43.692	192	206	8	1:44.948	26.579	199	35.321	188	43.048	194	220
3	1:47.853	27.503	186	37.374	186	42.976	192	218	9	2:05.515	26.419	198	35.193	192	1:03.903		220
4	2:04.520	28.054	191	37.272	185	59.194		218	10	4:09.594	2:53.280	191	35.313	195	41.001	192	
5	5:15.281	3:56.389	169	37.597	189	41.295	195		11		26.567	197	40.976	66			219
6	1:42.188	26.375	198	35.113	193	40.700	194	221									

6 Holdener, CHE									theoretical besttime: 1:43.455								
1	3:56.421	2:17.701	133	48.035	147	50.685	186		7	1:43.786	26.848	198	35.465	196	41.473	196	225
2	1:58.990	29.540	158	39.742	185	49.708	194	211	8	1:43.800	26.841	200	35.428	194	41.531	195	223
3	1:48.565	28.289	183	36.725	193	43.551	196	208	9	1:56.793	26.785	198	35.482	195	54.526		223
4	1:45.435	27.303	192	36.026	194	42.106	195	222	10	3:59.002	2:30.515	157	42.908	151	45.579	196	
5	1:44.641	26.840	194	35.905	193	41.896	195	222	11	1:43.808	27.138	201	35.409	196	41.261	198	224
6	1:47.684	29.277	186	36.633	194	41.774	196	221	12	2:08.028	26.811	200	35.455	189	1:05.762		225

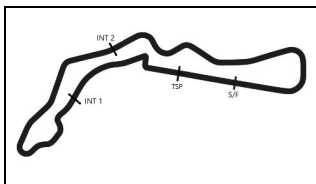
7 Halder, DEU									theoretical besttime: 1:42.780								
1	21:25.230	19:37.804	140	1:01.702	154	45.724	189		3	1:43.188	27.295	194	34.828	195	41.065	194	220
2	1:45.981	28.738	183	35.936	192	41.307	194	216	4		26.887	196	57.110	70			221

8 Engstler, DEU									theoretical besttime: 1:41.431								
1	2:17.211	50.325	124	42.275	182	44.611	183		6	1:42.314	26.477	199	34.801	194	41.036	195	222
2	1:47.666	28.357	185	36.826	187	42.483	193	206	7	1:42.148	26.284	198	34.729	196	41.135	195	222
3	2:03.981	27.014	195	35.763	189	1:01.204		216	8	1:41.851	26.371	198	34.631	196	40.849	194	223
4	3:55.007	2:38.087	183	35.884	193	41.036	193		9	1:41.528	26.181	199	34.564	196	40.783	195	221
5	1:44.889	29.198	189	35.005	194	40.686	195	219	10	2:03.262	26.538	167	37.130	192	59.594		222

10 Leuchter, DEU									theoretical besttime: 1:42.567								
1	3:17.564					3:17.564			7	1:42.903	26.783	198	34.958	193	41.162	194	219
2	2:35.651	55.543	135	46.118	134	53.990	151		8	2:00.766	26.597	197	34.808	193	59.361		219
3	2:03.891	32.071	157	41.380	184	50.440	136	177	9	4:10.863	2:54.148	195	35.341	193	41.374	192	
4	1:48.773	29.498	195	36.949	188	42.326	192	190	10	1:43.717	27.062	197	35.120	190	41.535	192	218
5	1:43.472	26.803	195	35.230	192	41.439	191	219	11	1:43.174	26.726	196	34.932	193	41.516	192	219
6	1:43.573	26.891	189	35.396	192	41.286	195	218	12	2:26.357	26.676	196	34.853	193	1:24.828		218

11 Wankmüller, DEU									theoretical besttime: 1:41.858								
1	3:09.011	1:28.625	121	48.951	126	51.435	187		7	2:00.255	26.320	201	34.986	194	58.949		223
2	2:15.315	30.264	117	41.256	165	1:03.795		204	8	3:23.711	2:07.643	200	34.997	195	41.071	196	
3	4:32.027	3:04.954	151	41.760	168	45.313	194		9	1:47.845	26.371	175	39.766	188	41.708	198	223
4	1:44.452	27.290	200	35.655	192	41.507	196	221	10	1:43.916	26.343	203	36.001	165	41.572	197	225
5	1:44.305	26.916	200	36.338	191	41.051	196	222	11	1:42.282	26.121	203	34.715	195	41.446	185	225
6	1:42.287	26.352	201	34.913	193	41.022	196	223	12		53.012	62					109

14 Langeveld, NLD									theoretical besttime: 1:42.492								
1	3:19.733	1:04.948	125	53.495	121	1:21.290			5	1:54.117	26.988	168	45.592	184	41.537	196	218
2	10:22.159	8:45.137	134	45.880	123	51.142	176		6	1:44.047	26.481	199	36.000	156	41.566	195	223
3	2:24.894	29.281	155	47.290	96	1:08.323		184	7	1:42.873	26.288	200	34.667	196	41.918	160	224
4	4:17.296	2:56.183	164	38.431	183	42.682	191		8		49.143	73					117



ADAC TCR Germany



Sector List Free Practice 1

Provisional

DMSB Reg. Nr.: DMSB 110/18

Autodrom Most, Length: 4212m

Air temperature: 14.19°C

Track temperature: 10.54°C

Weather condition: Dry

Friday, April 27, 2018 9:00:00

Lap	Time	SE1	SP1	SE2	SP2	SE3	SP3	TSP	Lap	Time	SE1	SP1	SE2	SP2	SE3	SP3	TSP
17 Preisig, CHE									theoretical besttime: 1:41.695								
1	3:16.270	1:40.086	102	46.528	131	49.656	191		7	1:41.757	26.079	200	34.910	197	40.768	198	226
2	1:58.415	31.539	128	40.782	171	46.094	194	178	8	1:42.322	26.081	200	35.268	196	40.973	196	226
3	1:45.712	27.563	169	36.735	194	41.414	198	223	9	2:02.522	27.385	175	36.032	194	59.105		223
4	1:43.508	26.528	193	35.774	194	41.206	196	225	10	4:51.905	3:34.081	182	36.011	195	41.813	196	
5	1:42.512	26.281	196	35.361	195	40.870	198	224	11	1:44.274	27.305	185	35.623	196	41.346	198	221
6	1:42.945	26.845	191	35.394	196	40.706	198	226	12	2:24.145	26.670	187	35.761	185	1:21.714		224

Lap	Time	SE1	SP1	SE2	SP2	SE3	SP3	TSP	Lap	Time	SE1	SP1	SE2	SP2	SE3	SP3	TSP
19 Hesse, DEU									theoretical besttime: 1:40.882								
1	2:16.620	45.795	147	43.919	166	46.906	190		7	1:40.991	26.185	201	34.354	198	40.452	197	225
2	2:03.465	29.476	178	36.942	191	57.047		214	8	1:54.768	26.076	201	35.077	193	53.615		226
3	3:33.067	2:11.996	139	39.191	189	41.880	197		9	7:16.309	6:00.214	200	35.211	196	40.884	197	
4	1:41.462	26.315	201	34.609	197	40.538	198	225	10	1:41.666	26.184	202	34.614	197	40.868	173	225
5	1:43.545	26.921	200	34.505	197	42.119	195	226	11		39.933	96	47.998	107			139
6	1:41.528	26.222	202	34.734	196	40.572	196	225									

Lap	Time	SE1	SP1	SE2	SP2	SE3	SP3	TSP	Lap	Time	SE1	SP1	SE2	SP2	SE3	SP3	TSP
22 Proczyk, AUT									theoretical besttime: 1:41.318								
1	3:13.594	1:41.265	129	44.280	143	48.049	195		7	1:42.097	26.343	199	34.898	195	40.856	196	222
2	1:48.973	28.151	167	38.008	187	42.814	195	212	8	2:00.020	26.682	199	35.403	193	57.935		222
3	1:44.534	26.807	197	36.192	189	41.535	195	217	9	5:11.123	3:54.117	187	36.059	192	40.947	197	
4	1:45.022	28.012	190	35.916	192	41.094	196	220	10	1:41.966	26.214	200	34.611	195	41.141	196	223
5	1:44.171	26.689	198	36.114	191	41.368	195	223	11	1:41.718	26.098	201	34.891	194	40.729	195	224
6	1:42.094	26.227	199	35.258	193	40.609	195	222	12	2:18.361	26.226	201	34.890	193	1:17.245		221

Lap	Time	SE1	SP1	SE2	SP2	SE3	SP3	TSP	Lap	Time	SE1	SP1	SE2	SP2	SE3	SP3	TSP
23 Steibel, DEU									theoretical besttime: 1:43.313								
1	3:33.392	1:48.688	109	49.367	123	55.337	138		7	1:44.365	26.958	196	35.561	192	41.846	193	218
2	2:01.855	33.302	140	41.213	151	47.340	185	159	8	1:43.871	26.694	197	35.480	192	41.697	193	218
3	1:52.698	29.062	163	40.090	154	43.546	191	190	9	1:59.253	26.984	196	35.676	191	56.593		217
4	1:47.888	28.793	191	36.767	188	42.328	192	216	10	5:01.285	3:37.136	137	41.145	182	43.004	193	
5	1:45.082	27.816	195	35.734	192	41.532	192	217	11	1:44.059	27.225	196	35.571	191	41.263	194	217
6	1:44.667	27.204	196	35.356	193	42.107	193	217	12		26.791	197	54.365	68			219

Lap	Time	SE1	SP1	SE2	SP2	SE3	SP3	TSP	Lap	Time	SE1	SP1	SE2	SP2	SE3	SP3	TSP
27 Coicaud, FRA									theoretical besttime: 1:42.358								
1	2:17.968	50.967	126	42.353	184	44.648	190		6	1:42.469	26.599	195	34.997	191	40.873	192	218
2	1:49.136	28.367	179	37.545	171	43.224	192	210	7	1:42.631	26.686	195	34.886	192	41.059	193	217
3	2:04.905	28.199	188	36.358	188	1:00.348		218	8	1:58.811	27.320	195	35.647	191	55.844		218
4	4:35.570	3:17.184	191	36.609	187	41.777	191		9	3:26.328	2:08.437	194	36.704	191	41.187	193	
5	4:44.735	27.549	187	35.775	189	41.444	192	246	10	1:43.230	26.906	196	34.966	192	41.358	193	219
5	1:42.877	26.683	195	34.998	192	41.196	192	217	11		26.618	197	38.031	66			219

Lap	Time	SE1	SP1	SE2	SP2	SE3	SP3	TSP	Lap	Time	SE1	SP1	SE2	SP2	SE3	SP3	TSP
29 Kuusiniemi, FIN									theoretical besttime: 1:41.400								
1	3:14.056	1:33.726	111	48.617	126	51.713	149		6	1:42.202	26.900	197	34.646	193	40.656	194	220
2	2:02.658	33.014	134	42.328	114	47.316	190	173	7	1:41.400	26.288	198	34.537	194	40.575	195	219
3	2:08.094	28.838	164	37.847	177	1:01.409		214	8	2:00.553	26.318	200	34.775	189	59.460		220
4	5:17.274	3:58.241	167	37.256	188	41.777	194		9	4:37.637	3:05.173	199	35.008	194	57.456		
5	1:42.573	26.939	196	34.971	191	40.663	195	219									

Lap	Time	SE1	SP1	SE2	SP2	SE3	SP3	TSP	Lap	Time	SE1	SP1	SE2	SP2	SE3	SP3	TSP
30 Buri, FIN									theoretical besttime: 1:41.660								
1	3:30.121	1:38.872	98	45.177	131	1:06.072			5	1:41.990	26.360	201	34.973	198	40.657	197	225
2	5:09.506	3:48.635	166	38.487	188	42.384	196		6	1:41.869	26.312	201	34.793	196	40.764	197	225
3	1:46.113	28.865	190	35.704	196	41.544	197	222	7	1:57.813	27.101	180	36.127	187	54.585		216
4	1:42.388	26.853	200	34.980	196	40.555	198	224	8								

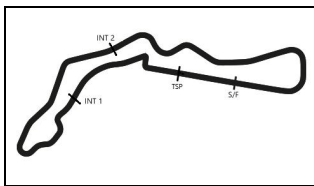
Lap	Time	SE1	SP1	SE2	SP2	SE3	SP3	TSP	Lap	Time	SE1	SP1	SE2	SP2	SE3	SP3	TSP
33 Reynolds, CHE									theoretical besttime: 1:44.855								
1	3:04.263	1:18.242	138	50.834	139	55.187	165		7	5:28.930	4:05.244	183	39.937	180	43.749	191	
2	2:13.339	32.863	146	46.951	140	53.525	162	189	8	1:52.791	31.541	149	38.571	181	42.679	191	201
3	2:01.873	30.871	162	44.176	163	46.826	191	189	9	1:46.951	27.577	193	37.366	188	42.008	193	205
4	1:49.621	28.064	190	37.623	185	43.934	193	218	10	1:45.179	26.832	198	36.045	190	42.302	192	219
5	1:47.343	27.688	192	36.921	187	42.734	192	219	11	1:52.432	26.802	199	36.157	187	49.473	83	220

ver: 1.0

www.adac.de/motorsport

Page 2 / 4 printed: 27.4.2018 9:27





ADAC TCR Germany

Sector List Free Practice 1



Provisional

Autodrom Most, Length: 4212m

Air temperature: 14.19°C

Track temperature: 10.54°C

Weather condition: Dry

DMSB Reg. Nr.: DMSB 110/18

Friday, April 27, 2018 9:00:00

Lap	Time	SE1	SP1	SE2	SP2	SE3	SP3	TSP	Lap	Time	SE1	SP1	SE2	SP2	SE3	SP3	TSP
6	2:06.853	27.819	171	37.568	186	1:01.466		219	12	56.242	71						76

39 Thoma, CHE

theoretical besttime: 1:41.729

1	2:18.338	51.884	131	42.321	180	44.133	189		7	1:41.876	26.257	198	34.672	195	40.947	194	221
2	1:47.498	28.555	178	37.018	191	41.925	192	204	8	2:02.020	29.322	132	36.371	184	56.327		221
3	2:03.989	27.141	198	35.252	190	1:01.596		216	9	3:54.319	2:37.850	195	35.209	196	41.260	195	
4	3:54.797	2:37.873	160	35.955	194	40.969	195		10	1:42.601	26.516	197	34.943	193	41.142	193	223
5	1:42.116	26.436	198	34.880	194	40.800	194	223	11	1:45.148	28.534	167	35.347	195	41.267	194	220
6	1:42.724	26.484	198	35.293	189	40.947	194	220	12	2:26.999	26.469	199	34.929	195	1:25.601		221

42 Niederscheider, AUT

theoretical besttime: 1:42.231

1	2:56.853	1:20.886	129	46.854	159	49.113	190		7	1:42.417	26.473	201	35.003	194	40.941	196	220
2	1:48.913	29.123	164	37.596	189	42.194	195	198	8	1:43.199	26.482	201	34.843	196	41.874	193	221
3	1:46.400	27.669	154	36.721	193	42.010	196	220	9	1:45.516	26.579	202	35.267	181	43.670	195	220
4	2:00.280	26.836	200	35.242	194	58.202		222	10	1:43.126	26.581	201	35.179	196	41.366	196	221
5	4:06.419	2:49.206	196	35.713	194	41.500	195		11	1:43.192	26.447	202	35.236	194	41.509	193	222
6	1:42.629	26.478	202	35.083	194	41.068	195	222	12	2:01.569	26.848	200	35.441	196	59.280		221

44 Kaibach, DEU

theoretical besttime: 1:41.096

1	6:46.018	5:11.798	101	45.428	167	48.792	173		6	1:41.572	26.119	199	35.016	192	40.437	196	224
2	2:09.881	30.670	165	39.566	171	59.645		154	7	1:41.199	26.161	199	34.540	196	40.498	196	224
3	3:40.274	2:12.496	129	43.385	130	44.393	195		8	1:58.032	28.972	137	44.461	125	44.599	194	224
4	1:58.835	29.360	129	43.749	106	45.726	198	221	9	2:07.592	29.342	151	40.113	169	58.137		223
5	1:42.934	26.395	199	34.951	194	41.588	195	225									

53 Halder, DEU

theoretical besttime: 1:41.463

1	1:04.175					1:04.175			7	1:41.760	26.594	198	34.824	196	40.342	197	225
2	2:28.539	54.155	123	45.694	153	48.690	174		8	1:41.614	26.297	201	34.898	196	40.419	198	224
3	1:52.559	29.488	170	36.930	191	46.141	197	188	9	2:02.511	26.961	168	37.025	177	58.525		225
4	1:44.533	27.638	189	35.802	195	41.093	196	220	10	3:56.293	2:37.229	164	37.256	165	41.808	196	
5	1:43.108	26.834	198	35.271	194	41.003	198	224	11	1:42.710	26.676	196	35.252	194	40.782	198	222
6	1:42.083	26.619	199	34.889	196	40.575	198	225	12	2:15.943	29.098	141	41.238	155	1:05.607		225

54 Reicher, AUT

theoretical besttime: 1:41.734

1	4:58.449					4:58.449			7	1:41.994	26.676	201	34.706	196	40.612	197	223
2	2:31.200	57.711	132	43.246	156	50.243	171		8	1:41.779	26.418	200	34.704	196	40.657	196	224
3	2:05.098	29.111	178	37.790	184	58.197		194	9	1:51.625	28.211	163	41.514	178	41.900	196	203
4	4:21.550	3:02.602	143	37.413	190	41.535	196		10	1:42.065	26.445	200	34.791	195	40.829	196	224
5	1:42.757	26.865	198	35.039	194	40.853	196	223	11	2:22.749	26.561	201	34.822	196	1:21.366		223
6	1:42.434	26.823	200	34.840	195	40.771	196	223									

55 Fugel, DEU

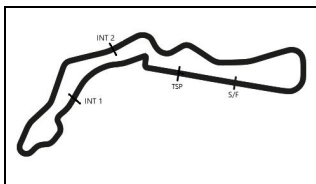
theoretical besttime: 1:42.468

1	3:33.259	1:55.378	113	48.982	141	48.899	176		7	4:47.221	3:29.494	142	36.582	191	41.145	194	
2	1:49.716	29.937	178	36.303	192	43.476	194	186	8	1:47.574	30.888	172	35.723	193	40.963	192	217
3	1:44.872	27.363	197	36.469	192	41.040	194	217	9	1:44.369	27.294	192	36.231	192	40.844	194	216
4	1:43.544	26.730	197	36.064	191	40.750	193	219	10	1:42.813	26.635	196	35.083	189	41.095	191	218
5	1:42.732	26.639	196	35.147	192	40.946	191	217	11	2:07.803	31.591	126	38.340	194	57.872		217
6	2:08.839	32.508	158	38.781	183	57.550		217									

60 Prattes, DEU

theoretical besttime: 1:42.179

1	2:23.438	49.821	133	45.134	156	48.483	169		8	1:59.977	28.047	158	35.921	189	56.009		220
2	1:56.189	33.246	146	38.844	183	44.099	190	161	9	3:49.704	2:33.180	196	35.179	194	41.345	191	
3	1:53.547	30.095	142	40.994	144	42.458	192	187	10	1:42.573	26.594	198	34.891	195	41.088	195	217
4	1:43.480	26.903	197	35.249	195	41.328	194	219	11	1:43.188	26.744	198	35.125	194	41.319	194	221
5	1:42.960	26.776	198	35.218	195	40.966	195	221	12	1:43.568	26.540	200	35.317	170	41.711	194	221
6	1:42.810	26.471	198	34.742	195	41.597	195	222	13	1:57.983	26.686	200	34.973	187	56.324		222
7	1:42.553	26.636	198	34.840	193	41.077	194	218									



ADAC TCR Germany

Sector List Free Practice 1

Provisional



Autodrom Most, Length: 4212m

Air temperature: 14.19°C

Track temperature: 10.54°C

Weather condition: Dry

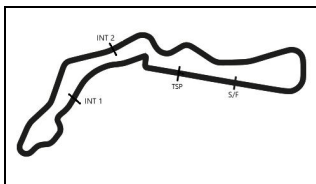
DMSB Reg. Nr.: DMSB 110/18

Friday, April 27, 2018 9:00:00

Lap	Time	SE1	SP1	SE2	SP2	SE3	SP3	TSP	Lap	Time	SE1	SP1	SE2	SP2	SE3	SP3	TSP
77 Häußermann, DEU									theoretical besttime: 1:41.151								
1	2:38.706	56.262	132	42.576	177	59.868			7	1:41.468	26.570	199	34.539	197	40.359	195	220
2	2:35.137	1:12.248	166	38.240	182	44.649	188		8	1:41.269	26.420	199	34.372	196	40.477	193	221
3	1:45.218	27.956	190	36.072	192	41.190	191	216	9	1:54.960	26.495	199	34.492	197	53.973		219
4	1:57.645	27.405	198	35.216	194	55.024		218	10	3:32.011	2:16.138	196	34.955	196	40.918	193	
5	4:12.982	2:56.340	185	35.690	194	40.952	195		11	1:42.476	26.755	198	34.735	195	40.986	191	219
6	1:42.093	26.823	199	34.523	197	40.747	193	220	12		31.210	91	54.488	101			217

88 Fugel, DEU									theoretical besttime: 1:41.849								
1	2:38.802	1:09.672	127	43.729	157	45.401	168		7	1:59.957	27.461	191	37.194	191	55.302		218
2	1:47.946	29.951	182	36.550	189	41.445	191	184	8	6:16.580	4:59.307	183	36.244	191	41.029	193	
3	1:45.079	27.954	192	35.971	190	41.154	191	216	9	1:45.135	26.909	193	35.015	193	43.211	192	217
4	1:43.656	27.412	192	35.139	192	41.105	193	216	10	1:42.413	26.818	194	34.936	193	40.659	191	218
5	1:42.428	27.115	192	34.805	193	40.508	192	217	11	1:42.237	27.041	195	34.737	194	40.459	193	217
6	1:42.118	26.867	194	34.726	195	40.525	192	218	12		26.664	195	39.563	65			219

99 Sandberg, NLD									theoretical besttime: 1:44.042								
1	3:41.091	1:51.275	101	52.615	112	57.201	163		7	3:20.826	1:59.789	188	36.655	185	44.382	187	
2	2:09.695	35.505	132	45.177	160	49.013	177	168	8	1:45.855	27.289	196	36.311	186	42.255	195	217
3	1:54.773	29.269	169	39.279	180	46.225	193	203	9	1:46.889	29.229	195	35.991	187	41.669	192	200
4	1:48.264	27.758	186	37.578	185	42.928	193	218	10	1:44.154	26.681	197	35.861	190	41.612	192	219
5	1:48.414	28.366	180	36.876	186	43.172	182	219	11	1:44.304	26.912	198	35.749	189	41.643	192	219
6	2:03.575	28.205	190	36.437	187	58.933		183	12		26.788	198	35.847	185			220



ADAC TCR Germany

Top speed list Free Practice 1

Provisional



Autodrom Most, Length: 4212m

Air temperature: 14.19°C

Track temperature: 10.54°C

Weather condition: Dry

DMSB Reg. Nr.: DMSB 110/18

Friday, April 27, 2018 9:00:00

#	Name (NAT)	Team	Car name	Speed	Lap	Race time
19	Max Hesse (DEU)	PROsport Performance	Audi RS 3 LMS TCR	226.89	5	9:39.419
17	Jasmin Preisig (CHE)	Steibel Motorsport	Opel Astra TCR	226.89	8	13:55.921
53	Michelle Halder (DEU)	Profi-Car Team Halder	Cupra Leon TCR	225.94	7	10:39.810
30	Antti Buri (FIN)	LMS Racing	Audi RS 3 LMS TCR	225.94	5	12:12.949
11	Luke Wankmüller (DEU)	HP Racing International	Opel Astra TCR	225.94	10	22:24.036
6	Oliver Holdener (CHE)	Wolf-Power Racing	Cupra Leon TCR	225.94	12	24:13.749
44	Sandro Kaibach (DEU)	PROsport Performance	Audi RS 3 LMS TCR	225.00	5	14:39.847
54	Simon Reicher (AUT)	YACO Racing	Audi RS 3 LMS TCR	224.53	8	19:08.331
2	Petr Fulin (CZE)	Fullin Race Academy	Cupra Leon TCR	224.06	11	22:28.542
22	Harald Proczyk (AUT)	HP Racing International	Opel Astra TCR	224.06	11	22:38.452
14	Niels Langeveld (NLD)	Racing One	Audi RS 3 LMS TCR	224.06	7	24:07.113
39	Florian Thoma (CHE)	Team Engstler Europe	VW Golf GTI TCR 2018	223.60	5	10:09.500
8	Luca Engstler (DEU)	Liqui Moly Team Engstler	VW Golf GTI TCR 2018	223.14	8	15:18.102
42	Lukas Niedertscheider (AUT)	Niedertscheider Motorsport Team	Peugeot 308 TCR	222.68	11	21:20.640
60	Loris Prattes (DEU)	TOPCAR Sport	Cupra Leon TCR	222.68	13	24:08.886
3	Kai Jordan (DEU)	Team Engstler Germany	VW Golf GTI TCR 2018	221.76	6	13:24.833
77	Justin Häußermann (DEU)	Team Engstler Germany	VW Golf GTI TCR 2018	221.76	8	16:38.150
7	Mike Halder (DEU)	Team Honda ADAC Sachsen	Honda Civic TCR 2018	221.31	4	24:59.316
29	Jussi Kuusiniemi (FIN)	Positione Motorsport	VW Golf GTI TCR 2018	220.85	8	17:53.167
99	Maurits Sandberg (NLD)	Racing One	Audi RS 3 LMS TCR	220.40	12	23:52.786
33	J.C. Reynolds (CHE)	TOPCAR Sport	Cupra Leon TCR	220.40	11	24:02.086
10	Benjamin Leuchter (DEU)	Max Kruse Racing	VW Golf GTI TCR 2018	219.95	7	13:17.857
27	Theo Coicaud (FRA)	Liqui Moly Team Engstler	VW Golf GTI TCR 2018	219.51	10	23:10.388
55	Marcel Fugel (DEU)	Profi-Car Team Halder	Honda Civic TCR 2017	219.06	4	7:12.789
88	Dominik Fugel (DEU)	Team Honda ADAC Sachsen	Honda Civic TCR 2018	219.06	12	24:51.309
23	Sebastian Steibel (DEU)	Steibel Motorsport	VW Golf GTI TCR 2016	219.06	12	25:03.356