

# ADAC TCR Germany

## Result List Qualifying 2



Provisional

Autodrom Most, Length: 4212m

Air temperature: 19.03°C

Track temperature: 18.62°C

Weather condition: Dry

**DMSB** Reg. Nr.: DMSB 110/18

Friday, April 27, 2018 18:20:00

started : 12      classified : 12      not classified : 0

Nr.	Drivers	Team	Lap	Best Time	Gap	Diff	Kph	Day Time
Cl.	Car	Competitor						
1	7 <b>M.Halder(DEU)</b> Honda Civic TCR 2018	Team Honda ADAC Sachsen ADAC Sachsen e.V.	4	1:40.731			150.5	18:28:20
2	30 <b>A.Buri(FIN)</b> Audi RS 3 LMS TCR	LMS Racing LMS Racing	5	1:41.042	0.311	0.311	150.0	18:28:48
3	19 <b>M.Hesse(DEU)</b> R Audi RS 3 LMS TCR	PROsport Performance Prosport Performance GmbH	3	1:41.170	0.439	0.128	149.8	18:25:30
4	54 <b>S.Reicher(AUT)</b> Audi RS 3 LMS TCR	YACO Racing YACO Racing	3	1:41.187	0.456	0.017	149.8	18:25:42
5	22 <b>H.Proczyk(AUT)</b> Opel Astra TCR	HP Racing International HP Racing International	3	1:41.241	0.510	0.054	149.7	18:25:34
6	8 <b>L.Engstler(DEU)</b> VW Golf GTI TCR 2018	Liqui Moly Team Engstler LIQUI MOLY Team Engstler	4	1:41.254	0.523	0.013	149.7	18:27:52
7	2 <b>P.Fulin(CZE)</b> Cupra Leon TCR	Fullin Race Academy Fullin Race Academy	3	1:41.434	0.703	0.180	149.4	18:25:54
8	53 <b>M.Halder(DEU)</b> R Cupra Leon TCR	Profi-Car Team Halder Profi-Car Team Halder	4	1:41.533	0.802	0.099	149.3	18:27:55
9	6 <b>O.Holdener(CHE)</b> Cupra Leon TCR	Wolf-Power Racing Wolf-Power Racing	3	1:41.625	0.894	0.092	149.2	18:27:32
10	27 <b>T.Coicaud(FRA)</b> VW Golf GTI TCR 2018	Liqui Moly Team Engstler LIQUI MOLY Team Engstler	3	1:41.676	0.945	0.051	149.1	18:27:09
11	60 <b>L.Prattes(DEU)</b> R Cupra Leon TCR	TOPCAR Sport TOPCAR Sport	3	1:41.774	1.043	0.098	148.9	18:25:36
12	29 <b>J.Kuusiniemi(FIN)</b> VW Golf GTI TCR 2018	Positione Motorsport Positione Motorsport	4	1:42.222	1.491	0.448	148.3	18:27:59

Classification limit: 110%      Time: 1:50.804

Subject to final scrutineering!

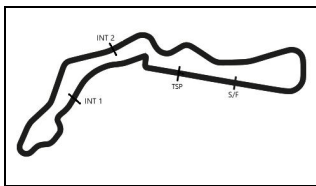
Publication time:	Clerk of the Course: Michal Marek	Timekeeper: Steffen Ruhl
-------------------	-----------------------------------	--------------------------

ver: 1.0

[www.adac.de/motorsport](http://www.adac.de/motorsport)

Page 1/ 1 printed: 27.4.2018 18:35





# ADAC TCR Germany

## Sector List Qualifying 2

Provisional



Autodrom Most, Length: 4212m

Air temperature: 19.03°C

Track temperature: 18.62°C

Weather condition: Dry

**DMSB** Reg. Nr.: DMSB 110/18

Friday, April 27, 2018 18:20:00

Lap	Time	SE1	SP1	SE2	SP2	SE3	SP3	TSP	Lap	Time	SE1	SP1	SE2	SP2	SE3	SP3	TSP
<b>2</b>	<b>Fulin, CZE</b>								<b>theoretical besttime: 1:41.410</b>								
1	2:29.961	1:08.511	160	39.017	183	42.433	<b>198</b>		4	1:46.380	<b>26.230</b>	<b>200</b>	35.133	183	45.017	196	<b>225</b>
2	1:41.884	26.347	199	34.894	194	40.643	196	224	5	1:41.867	26.254	199	34.842	196	40.771	195	224
3	<b>1:41.434</b>	26.254	200	<b>34.594</b>	<b>197</b>	<b>40.586</b>	195	224	6	2:09.093	26.232	199	35.142	189	1:07.719		225

<b>6</b>	<b>Holdener, CHE</b>								<b>theoretical besttime: 1:41.625</b>								
1	4:00.912	2:32.326	139	41.624	138	46.962	161		3	<b>1:41.625</b>	<b>26.026</b>	<b>200</b>	<b>34.961</b>	<b>196</b>	<b>40.638</b>	<b>199</b>	226
2	1:49.568	30.314	160	38.257	189	40.997	198	184	4	1:58.288	26.073	200	35.021	195	57.194		<b>227</b>

<b>7</b>	<b>Halder, DEU</b>								<b>theoretical besttime: 1:40.675</b>								
1	3:11.911	1:51.109	167	38.226	179	42.576	196		4	<b>1:40.731</b>	26.256	199	<b>34.269</b>	<b>195</b>	<b>40.206</b>	<b>195</b>	<b>223</b>
2	1:41.046	<b>26.200</b>	198	34.605	194	40.241	196	222	5	2:32.661	29.038	146	43.461	118	1:20.162		189
3	1:46.499	28.543	163	36.371	184	41.585	<b>196</b>	222									

<b>8</b>	<b>Engstler, DEU</b>								<b>theoretical besttime: 1:41.149</b>								
1	2:43.118	1:19.222	155	39.823	169	44.073	181		4	<b>1:41.254</b>	26.136	198	<b>34.573</b>	<b>193</b>	40.545	195	<b>222</b>
2	1:45.485	28.023	187	36.184	189	41.278	193	192	5	1:41.877	26.389	196	34.706	193	40.782	194	222
3	1:41.427	26.299	<b>199</b>	34.647	192	<b>40.481</b>	<b>195</b>	217	6	<b>26.095</b>	<b>198</b>	37.130	101				221

<b>19</b>	<b>Hesse, DEU</b>								<b>theoretical besttime: 1:41.015</b>								
1	2:03.209	39.938	168	39.408	138	43.863	198		4	1:41.227	<b>25.955</b>	<b>202</b>	34.667	194	40.605	198	228
2	1:45.398	26.918	199	36.504	192	41.976	<b>198</b>	216	5	1:41.651	26.121	202	34.824	194	40.706	198	<b>228</b>
3	<b>1:41.170</b>	26.110	202	<b>34.629</b>	<b>197</b>	<b>40.431</b>	198	228	6	2:03.270	27.555	185	37.927	161	57.788		193

<b>22</b>	<b>Proczyk, AUT</b>								<b>theoretical besttime: 1:40.917</b>								
1	2:10.364	49.767	162	38.509	187	42.088	<b>198</b>		4	1:45.609	26.014	200	37.990	188	41.605	196	223
2	1:42.604	26.748	193	35.361	191	<b>40.495</b>	198	224	5	1:41.323	26.082	199	<b>34.597</b>	<b>192</b>	40.644	194	224
3	<b>1:41.241</b>	<b>25.825</b>	<b>200</b>	34.771	<b>193</b>	40.645	195	<b>225</b>	6	1:41.364	25.931	199	34.681	193	40.752	196	223

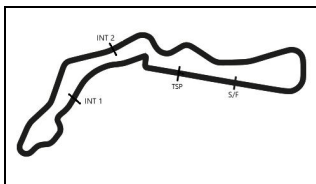
<b>27</b>	<b>Coicaud, FRA</b>								<b>theoretical besttime: 1:41.676</b>								
1	3:44.446	2:25.916	187	36.687	185	41.843	193		4	1:41.986	26.360	195	34.841	191	40.785	194	<b>219</b>
2	1:42.710	26.419	<b>196</b>	34.985	190	41.306	193	218	5	2:02.900	26.393	195	35.720	153	1:00.787		219
3	<b>1:41.676</b>	<b>26.330</b>	196	<b>34.631</b>	<b>191</b>	<b>40.715</b>	193	219									

<b>29</b>	<b>Kuusiniemi, FIN</b>								<b>theoretical besttime: 1:41.877</b>								
1	2:52.174	1:32.373	171	38.130	185	41.671	<b>196</b>		4	<b>1:42.222</b>	26.353	198	<b>34.809</b>	<b>192</b>	41.060	195	<b>222</b>
2	1:42.397	26.602	198	34.818	<b>192</b>	40.977	195	221	5	1:42.786	26.470	198	34.964	190	41.352	188	222
3	1:42.244	<b>26.217</b>	<b>199</b>	35.176	180	<b>40.851</b>	195	222	6	3:05.758	39.285	79	57.153	98	1:29.320		164

<b>30</b>	<b>Buri, FIN</b>								<b>theoretical besttime: 1:40.896</b>								
1	1:56.891	36.761	162	38.580	187	41.550	<b>199</b>		4	1:47.450	27.980	172	37.430	167	42.040	197	202
2	1:41.197	26.075	200	34.779	<b>194</b>	<b>40.343</b>	197	<b>225</b>	5	<b>1:41.042</b>	<b>25.973</b>	<b>200</b>	<b>34.580</b>	<b>194</b>	40.489	198	224
3	1:41.409	26.173	<b>200</b>	34.811	192	40.425	198	225	6	2:39.268	28.041	175	50.543	147	1:20.684		225

<b>53</b>	<b>Halder, DEU</b>								<b>theoretical besttime: 1:41.452</b>								
1	2:44.082	59.023	114	51.522	111	53.537	181		4	<b>1:41.533</b>	<b>26.140</b>	<b>199</b>	34.892	194	40.501	198	226
2	1:47.637	30.438	186	36.167	191	41.032	197	158	5	1:41.716	26.292	198	34.899	194	40.525	199	225
3	1:41.546	26.221	198	34.865	194	<b>40.460</b>	198	225	6	1:41.710	26.216	199	<b>34.852</b>	<b>194</b>	40.642	196	<b>226</b>

<b>54</b>	<b>Reicher, AUT</b>								<b>theoretical besttime: 1:41.155</b>								
1	2:17.667	51.708	145	41.797	150	44.162	196		4	1:41.651	26.107	201	34.977	192	<b>40.567</b>	<b>197</b>	225
2	1:42.416	26.640	196	35.153	192	40.623	<b>197</b>	224	5	1:55.126	29.563	154	43.202	166	42.361	195	183
3	<b>1:41.187</b>	<b>26.105</b>	<b>201</b>	<b>34.483</b>	<b>194</b>	40.599	197	<b>225</b>	6	2:17.030	26.319	199	34.684	193	1:16.027		223



# ADAC TCR Germany

## Sector List Qualifying 2

Provisional



Autodrom Most, Length: 4212m

Air temperature: 19.03°C

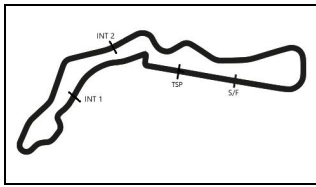
Track temperature: 18.62°C

Weather condition: Dry

**DMSB** Reg. Nr.: DMSB 110/18

Friday, April 27, 2018 18:20:00

Lap	Time	SE1	SP1	SE2	SP2	SE3	SP3	TSP	Lap	Time	SE1	SP1	SE2	SP2	SE3	SP3	TSP
<b>60</b>	Prattes, DEU								<b>theoretical besttime: 1:41.595</b>								
1	2:11.964	53.392	163	37.305	190	41.267	<b>196</b>		4	1:52.648	26.372	200	41.798	140	44.478	192	<b>224</b>
2	1:42.151	26.374	200	34.753	<b>194</b>	41.024	194	223	5	1:42.173	<b>26.175</b>	<b>200</b>	34.939	193	41.059	194	220
3	<b>1:41.774</b>	26.354	200	<b>34.585</b>	194	<b>40.835</b>	195	222	6	1:41.989	26.226	200	34.765	194	40.998	194	222



# ADAC TCR Germany

## Top speed list Qualifying 2

Provisional



Autodrom Most, Length: 4212m

Air temperature: 19.03°C

Track temperature: 18.62°C

Weather condition: Dry

**DMSB** Reg. Nr.: DMSB 110/18

Friday, April 27, 2018 18:20:00

#	Name (NAT)	Team	Car name	Speed	Lap	Race time
19	Max Hesse (DEU)	PROsport Performance	Audi RS 3 LMS TCR	228.81	5	7:15.793
6	Oliver Holdener (CHE)	Wolf-Power Racing	Cupra Leon TCR	227.84	4	7:36.895
53	Michelle Halder (DEU)	Profi-Car Team Halder	Cupra Leon TCR	226.89	6	9:41.321
30	Antti Buri (FIN)	LMS Racing	Audi RS 3 LMS TCR	225.94	2	2:01.709
2	Petr Fulin (CZE)	Fullin Race Academy	Cupra Leon TCR	225.94	4	5:58.091
22	Harald Proczyk (AUT)	HP Racing International	Opel Astra TCR	225.46	3	3:57.804
54	Simon Reicher (AUT)	YACO Racing	Audi RS 3 LMS TCR	225.46	3	4:04.907
60	Loris Prattes (DEU)	TOPCAR Sport	Cupra Leon TCR	224.53	4	5:40.744
7	Mike Halder (DEU)	Team Honda ADAC Sachsen	Honda Civic TCR 2018	223.14	4	6:44.316
8	Luca Engstler (DEU)	Liqui Moly Team Engstler	VW Golf GTI TCR 2018	222.68	4	6:14.915
29	Jussi Kuusiniemi (FIN)	Positione Motorsport	VW Golf GTI TCR 2018	222.68	4	6:21.692
27	Theo Coicaud (FRA)	Liqui Moly Team Engstler	VW Golf GTI TCR 2018	219.95	4	7:13.770